

## EFFECT OF DIFFERENT NITROGEN DOSES ON GROWTH AND YIELD OF COTTON (GOSSYPIMUM HIRSUTUM L.)

Majid Ali Chachar<sup>\*1</sup>, Ghulam Mustafa Laghari<sup>2</sup>, Babar Ali Dahri<sup>3</sup>, Zaheer Ahmed Arain<sup>4</sup>, Ali Muhammad Chachar<sup>5</sup>, Zubair Ahmed Marri<sup>6</sup>, Abdul Hayee Soomro<sup>7</sup>, Abdul Basit Chachar<sup>8</sup>, Abdul Jabbar Mangrio<sup>9</sup>, Sadam Hussain Khoso<sup>10</sup>, Kheenraj Gomani<sup>11</sup>, Ahmed Ali Lund Baloch<sup>12</sup>

<sup>\*1,2,3,5,6,7,9,10,11,12</sup> Department of Agronomy, Faculty of Crop Production, Sindh Agriculture University, Tandojam, Pakistan.

<sup>4</sup>PARC Southern Zone Agricultural Research center, institute of Plant Introduction, Karachi, Pakistan.

<sup>8</sup>Department of Social Science Sindh Agriculture University, Tandojam, Pakistan.

<sup>\*1</sup>chacharmajidkhan8@gmail.com

DOI: <https://doi.org/10.5281/zenodo.14862973>

### Keywords

Cotton, Sowing date, Climatic condition, Nitrogen, Phosphorous, Potassium, Yield.

### Article History

Received on 20 December 2024

Accepted on 20 January 2025

Published on 13 February 2025

Copyright © Author: \*Majid Ali Chachar

Corresponding Author:  
\*Majid Ali Chachar

### Abstract



The trial was set up in a three replicated randomized complete block design and was carried out at the Student's Experimental Farm, Department of Agronomy, Sindh Agriculture University Tandojam, during Kharif 2023. The trial included three different nitrogen doses: nitrogen at 120 kg ha<sup>-1</sup> (20% < Recommended), nitrogen at 135 kg ha<sup>-1</sup> (10% < Recommended), nitrogen at 150 kg ha<sup>-1</sup> (Recommended), nitrogen at 165 kg ha<sup>-1</sup> (10% > Recommended), and nitrogen at 180 kg ha<sup>-1</sup> (20% > Recommended). The statistical analysis of the data showed that the growth and yield of cotton was significantly ( $P < 0.05$ ) impacted by the nitrogen doses in comparison to nitrogen at 150 kg ha<sup>-1</sup> (Recommended). Nitrogen application at 180 kg ha<sup>-1</sup> (20% > Recommended) resulted in the maximum plant height (143.36 cm), sympodial branches plant<sup>-1</sup> (28.09), bolls plant<sup>-1</sup> (43.36), seed cotton yield plant<sup>-1</sup> (116.70g), seed cotton yield kg ha<sup>-1</sup> (4463.2kg), and staple length (30.00mm), according to the experiment's findings. With 141.65 cm plant height, 42.89 bolls plant<sup>-1</sup>, 27.70 sympodial branches plant<sup>-1</sup>, 114.88g seed cotton yield plant<sup>-1</sup>, 4426.7kg seed cotton yield kg ha<sup>-1</sup>, and 29.58 mm staple length, nitrogen dose @ 165 kg ha<sup>-1</sup> (10% > Recommended) achieved the second-place ranking. Nitrogen @ 120 kg ha<sup>-1</sup> (20% < Recommended) showed the lowest performance, with 121.82 cm plant height, 28.24 bolls plant<sup>-1</sup>, 14.92 sympodial branches plant<sup>-1</sup>, 83.08g seed cotton yield plant<sup>-1</sup>, 3384.6kg seed cotton yield kg ha<sup>-1</sup>, and 26.26mm staple length. The experiment's findings revealed that a dose of nitrogen @ 165 kg ha<sup>-1</sup> (10% > Recommended) was found to be suitable for achieving the highest cotton yield due to the lack of statistically significant differences with Nitrogen @ 180 kg ha<sup>-1</sup> (20% > Recommended).

## INTRODUCTION

cotton (*Gossypium hirsutum* L.) is considered a major industrial plant in most nations, including Greece [1]. Higher nitrogen fertilizer rates have a more positive effect on cotton, particularly when it comes to enhanced production of vegetative growth, such as plant height and leaf count [2]. The competition among plants for nutrients highlights the importance of striking the right balance between nitrogen dosage and spacing because when the nitrogen supply is limited, fiber does not develop to its full potential, which can lead to poor quality and premature senescence, which could reduce yield [3]. The competition among plants for nutrients highlights the importance of striking the right balance between nitrogen dosage and spacing because when the nitrogen supply is limited, fiber does not develop to its full potential, which can lead to poor quality and premature senescence, which could reduce yield [4]. As the main nutrient that restricts cotton production, nitrogen is one of the soil components that cotton absorbs most often. It has a direct impact on the crop's height, fruiting, yield, and fiber quality [5]. Lack of nitrogen affects the number of leaves per plant, which reduces the plant's ability to produce photosynthetic energy, the amounts of sugars that accumulate in the boll set, and ultimately the plant's height and maturity [6]. According to this study, plots treated with 150 N kg ha<sup>-1</sup> under both protected and unprotected conditions produced the highest cotton seed yield, and it was also noted that a decrease in yield was seen as the nitrogen level rose. This suggests that applying 150 N kg ha<sup>-1</sup> is the best way to increase cotton yield while lowering the impact of sucking pests in Jaadu BG-II cotton hybrids [7]. It is suggested that excessive nitrogen application can lead to boll shedding, lower harvest and ginning percentages, increased susceptibility to diseases and pests, and delayed maturity, among other problems. For these reasons, it is crucial to manage nitrogen application properly [8]. A sufficient supply of nitrogen is necessary to encourage cotton plants to develop strongly, have high photosynthesis, and have dark green leaves. Insufficient nitrogen may result in reduced leaf size, an enhanced root-to-shoot ratio, better earliness, and a higher shedding percentage [9]. The optimal

density of cotton crops is influenced by the nitrogen concentration in addition to other agronomic practices [10].

According to reports, nitrogen is an essential component of cotton production, and applying the proper quantity of fertilizer can result in a high cotton yield, however this can be difficult [11]. According to current research on the effects of nitrogen fertilization on cotton, excessive usage delays ripening and increases environmental pollution, while insufficient use results in early senescence [12]. Although it has been noted that enhancing cotton's capacity to absorb nitrogen may rely in part on the phenological traits of the root system, examine whether nitrogen fertilizer encouraged root growth in most soil layers. Because they used irrigation with salty water, where nitrogen might have exacerbated salt stress, the 0–15 cm soil layer had the highest values of root length, surface area, volume, and biomass. These values are like the findings of a study on drip irrigation with saline water [13,14].

Nitrogen (N) is essential for the growth and development of cotton plants. Studies have indicated that urea is a common fertilizer that effectively transports nitrogen due to its high nitrogen content (46%) and rapid absorption, metabolism, and translocation following application, according to research, about 33% of the nitrogen fertilizer is absorbed; by the time the soil reaches maturity, 25% of it is still in the soil, while the remaining 42% is removed from the system. This suggests that split nitrogen application is one method to increase crop nitrogen utilization and reduce nutrient loss through leaching and volatilization [15]. Cotton is a special crop that provides people with oil and clothing, chaff for animal feed, organic matter for the land, and a variety of other goods for industry [16]. Although it is a perennial crop, cotton is grown indefinitely as an annual crop for economic purposes. While nitrogen increases photosynthesis, leaf development, and vegetative growth, a decrease in nitrogen results in early senescence, which impacts boll production [17]. 76 countries grow 32 million hectares of cotton, with China leading the world in cotton production for the past six years [18,19]. While nitrogen (N) is the primary factor limiting cotton growth and

development, increased productivity in recent years has led to a significant increase in the use of synthetic nitrogen fertilizer [20].

Because of their unpredictable growth patterns, cotton plants need more nitrogen than other nutrients. As a result, a better understanding of cotton growth and development under nitrogen pickup at the sensible fertilizer regime is crucial to producers' ongoing efforts to produce lint and seed yield more successfully and profitably [21]. Nitrogen is an essential nutrient that needs to be supplied in the right amounts and at the right times to achieve improved production and quality in cotton crops. The top five countries that grow cotton are Brazil, China, India, Pakistan, and the United States [22]. The number of bolls can affect the number of sympodial branches. Superior sympodial branches were observed with two nitrogen splits, but significantly fewer sympodial branches were found with three and four equal splits of nitrogen fertilization. These findings further support the idea that nitrogen (N) is a critical component that restricts cotton output, as a lack of nitrogen from seedling emergence to the onset of flowering results in insufficient vegetative growth, which lowers fruiting [23].

## MATERIALS AND METHODS

To ascertain the impact of varying nitrogen dosages on cotton development and yield, the experiment was carried out during Kharif 2023 at the Student's Experimental Farm, Department of Agronomy, Sindh Agriculture University Tandojam. In every treatment, the required dosage of potassium and phosphorus (60-60 kg ha<sup>-1</sup>) was used.

### Observations and Measurements

The following growth parameters were measured:

**Plant height (cm) plant<sup>-1</sup>** Using a measuring tap, the height of each plant (cm) at crop maturity was measured from the bottom to the tip of the randomly chosen plants in each plot. The average was calculated in centimeters.

**Sympodial branches plant<sup>-1</sup>** The average will be determined by counting the number of sympodial branches per plant.

**Bolls plant<sup>-1</sup>** The total number of boll plants per plant was counted at crop maturity, and the average will be calculated.

**Seed cotton yield plant<sup>-1</sup> (g)** Each randomly chosen plant's bolls were harvested at maturity; following cotton harvesting, the chosen plants were weighed individually, and the average was calculated in grams.

**Seed cotton yield (kg ha<sup>-1</sup>)** Following the selection of bolls from each plot at maturity, the cotton seed yield (kg ha<sup>-1</sup>) was computed using the formula below:

$$\frac{\text{Seed cotton yield plot}^{-1} (\text{kg}) \times 10000}{\text{Plot size (m}^2\text{)}}$$

**Staple length (mm)** Using a measuring scale, the staple length in millimeters was determined for the randomly chosen plants, and the average will be in millimeters.

### Statistical Analysis

The computer program Statistix version 8.1 was used to apply the analysis of variance (ANOVA) approach to the acquired data (Statistix, 2006). When required, the LSD test was used to compare the variations in the treatment means.

## RESULTS

The experiment was conducted in Kharif 2023 to ascertain the effects of nitrogen doses on cotton output and growth. The experiment was put up at Sindh Agriculture University Tandojam Student's Experimental Farm, Department of Agronomy, using three replicated randomized complete block designs. The nitrogen doses were T<sub>1</sub> = nitrogen 120 kg ha<sup>-1</sup> (20% < Recommended), T<sub>2</sub> = nitrogen 135 kg ha<sup>-1</sup> (10% < Recommended), T<sub>3</sub> = recommended nitrogen dosage (150 kg ha<sup>-1</sup>), T<sub>4</sub> = nitrogen 165 kg ha<sup>-1</sup> (10% > Recommended), and T<sub>5</sub> = nitrogen 180 kg ha<sup>-1</sup> (20% > Recommended). Plant height (cm) plant<sup>-1</sup>, sympodial branches plant<sup>-1</sup>, bolls plant<sup>-1</sup>, seed cotton.

production plant<sup>-1</sup> (g), seed cotton yield (kg ha<sup>-1</sup>), and staple length plant<sup>-1</sup> (mm) were all noted.

**Plant height (cm)** Plant height mostly reflects the varietal influence or reaction of the plant to management conditions. The impact of different nitrogen dosages on cotton crops was examined, and Figure-1 presents the findings for plant height (cm) plant<sup>-1</sup>.

The findings showed that when the cotton crop received a dosage of T<sub>5</sub> = Nitrogen 180 kg ha<sup>-1</sup>

(20% > Recommended), the plant height at maturity reached its maximum (143.36 cm). Then came (141.65 cm and 138.51 cm) under nitrogen dosages of  $T_3$  = Nitrogen 150 kg ha<sup>-1</sup> (Recommended) and  $T_4$  = Nitrogen 165 kg ha<sup>-1</sup> (10% > Recommended). For  $T_2$  = Nitrogen 135 kg

ha<sup>-1</sup> (10% < Recommended), the cotton crop's plant height at maturity was further reduced to 125.07 cm. Under  $T_1$  = Nitrogen 120 kg ha<sup>-1</sup> (20% < Recommended), the cotton crop's minimum plant height was 121.82 cm.

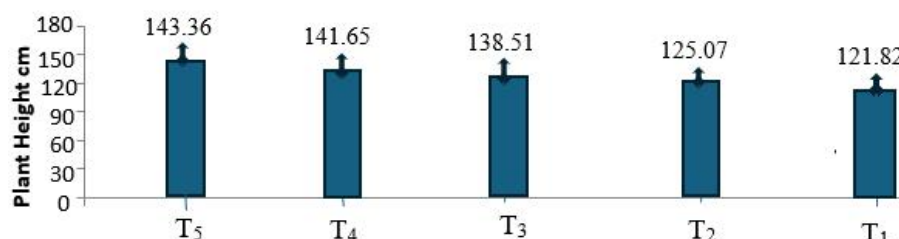


Figure 1: Effect of different nitrogen doses on plant height (cm) plant<sup>-1</sup>

Statistical significance of plant height (cm) plant<sup>-1</sup>

SE±	0.8945
LSD 0.05	2.306
C.V%	2.82

**Sympodial branches plant<sup>-1</sup>** Figure-2 presents the findings of an investigation into the effects of different nitrogen dosages on cotton crops, specifically regarding the number of sympodial branches plant<sup>-1</sup>. The nitrogen doses of  $T_4$  = Nitrogen 165 kg ha<sup>-1</sup> (10% > Recommended) and  $T_3$  = Nitrogen 150 kg ha<sup>-1</sup> (Recommended) resulted in the highest number of sympodial branches plant<sup>-1</sup> at

maturity (28.09), followed by  $T_5$  = Nitrogen 180 kg ha<sup>-1</sup> (20% > Recommended). When the cotton crop reached maturity, the number of sympodial branches plant<sup>-1</sup> decreased to 17.66 for  $T_2$  = Nitrogen 135 kg ha<sup>-1</sup> (10% < Recommended). Under  $T_1$  = Nitrogen 120 kg ha<sup>-1</sup> (20% < Recommended), the cotton crop showed the lowest (14.923) sympodial branches plant<sup>-1</sup>

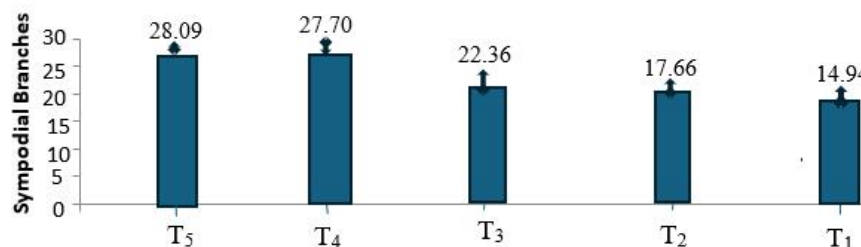


Figure 2: Effect of different nitrogen doses on sympodial branches plant<sup>-1</sup>

Statistical significance of sympodial branches plant<sup>-1</sup>

SE±	0.5966
LSD 0.05	2.306
C.V%	3.51

**Bolls plant<sup>-1</sup>** Figure-3 shows the findings of an investigation into the effects of different nitrogen dosages on cotton crops, specifically regarding bolls plant<sup>-1</sup> of cotton. According to the data, the crop

receiving  $T_5$  = Nitrogen 180 kg ha<sup>-1</sup> (20% > Recommended) produced the most bolls plant<sup>-1</sup> at maturity (43.36). This was followed by  $T_4$  = Nitrogen 165 kg ha<sup>-1</sup> (10% > Recommended) and  $T_3$

= Nitrogen 150 kg ha<sup>-1</sup> (Recommended), which produced 42.89 and 38.26 bolls plant<sup>-1</sup>. By the time the cotton crop reached maturity, the bolls plant<sup>-1</sup> decreased to 33.77 for T<sub>2</sub> = Nitrogen 135 kg ha<sup>-1</sup>

(10% < Recommended). The cotton crop with the lowest bolls plant<sup>-1</sup> (28.24) was grown under T<sub>1</sub> = Nitrogen 120 kg ha<sup>-1</sup> (20% < Recommended).

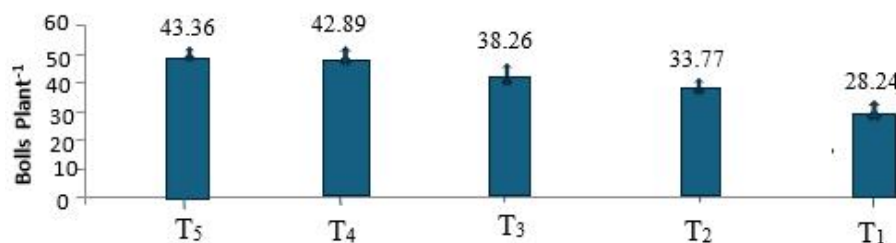


Figure 3: Effect of different nitrogen doses on bolls plant<sup>-1</sup>.

Statistical significance of bolls plant<sup>-1</sup>

SE±	0.6442
LSD 0.05	2.306
C.V%	3.11

**Staple length (mm)** The impact of different nitrogen dosages on cotton crops was examined, and Figure-4 presents the findings with respect to cotton staple length (mm). The results showed that the crop treated with T<sub>5</sub> = Nitrogen 180 kg ha<sup>-1</sup> (20% > Recommended) had the longest staple length (mm) after ginning out (30.00), followed by T<sub>4</sub> = Nitrogen 165 kg ha<sup>-1</sup> (10% > Recommended)

and T<sub>3</sub> = Nitrogen 150 kg ha<sup>-1</sup> (Recommended). After cotton was ginned out, the staple length (mm) decreased to (28.13) for T<sub>2</sub> = Nitrogen 135 kg ha<sup>-1</sup> (10% < Recommended), respectively. Under T<sub>1</sub> = Nitrogen 120 kg ha<sup>-1</sup> (20% < Recommended), the cotton crop's lowest staple length (mm) was measured at 26.26.

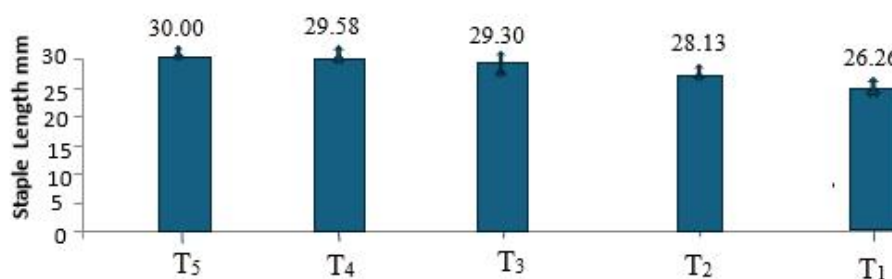


Figure 4: Effect of different nitrogen doses on staple length (mm).

Statistical significance of staple length (mm)

SE±	0.5222
LSD 0.05	2.306
C.V%	3.28

**Seed cotton yield plant<sup>-1</sup> (g)** The impact of different nitrogen dosages on cotton crops was examined, and Figure-5 presents the findings relating cotton seed yield plant<sup>-1</sup> (g) of cotton. Under nitrogen

doses of T<sub>4</sub> = Nitrogen 165 kg ha<sup>-1</sup> (10% > Recommended) and T<sub>3</sub> = Nitrogen 150 kg ha<sup>-1</sup> (Recommended), the crop produced the highest seed cotton yield plant<sup>-1</sup> (g) at maturity (116.70)



when treated with  $T_5$  = Nitrogen 180 kg ha<sup>-1</sup> (20% > Recommended). This was followed by 114.88 and 102.08 plants. For  $T_2$  = Nitrogen 135 kg ha<sup>-1</sup> (10% < Recommended), the cotton crop's seed yield plant<sup>-1</sup>

(g) at maturity was decreased to 95.36. In the cotton crop, the lowest seed cotton yield plant<sup>-1</sup> (g) was recorded under  $T_1$  = Nitrogen 120 kg ha<sup>-1</sup> (20% < Recommended).

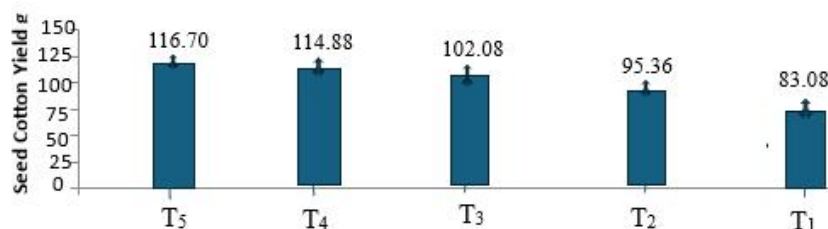


Figure 5: Effect of different nitrogen doses on seed cotton yield plant<sup>-1</sup> (g).

Statistical significance of seed cotton yield plant<sup>-1</sup> (g)

SE±	0.9551
LSD 0.05	2.306
C.V%	3.14

**Seed cotton yield (kg ha<sup>-1</sup>)** The yield of seed cotton (kg ha<sup>-1</sup>) is a dependent characteristic that is influenced by its many components. The soil condition for various nutrient components may also have an impact on this attribute in addition to the varietal influence on seed production (kg ha<sup>-1</sup>). Under nitrogen doses of  $T_4$  = Nitrogen 165 kg ha<sup>-1</sup> (10% > Recommended) and  $T_3$  = Nitrogen 150 kg

ha<sup>-1</sup> (Recommended), the crop produced the highest seed cotton yield (kg ha<sup>-1</sup>) at maturity (4463.2), according to the results. After the cotton crop reached maturity; the seed cotton yield (kg ha<sup>-1</sup>) decreased to (3702.7) for  $T_2$  = Nitrogen 135 kg ha<sup>-1</sup> (10% < Recommended).  $T_1$  = Nitrogen 120 kg ha<sup>-1</sup> (20% < Recommended) produced the lowest seed cotton yield (3384.6) of the cotton crop.

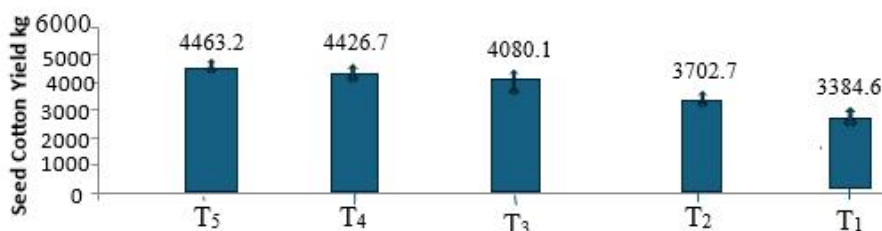


Figure 6: Effect of different nitrogen doses on seed cotton yield (kg ha<sup>-1</sup>)

Statistical significance of seed cotton yield (kg ha<sup>-1</sup>)

SE±	82.097
LSD 0.05	2.306
C.V%	3.23

## DISCUSSION

Cotton (*Gossypium hirsutum* L.) is an important crop that contributes to the global agricultural economy by producing seed oil and fiber. However, it has been reported that the increased production of fiber has led to environmental problems, specifically the contamination of air, soil surface, and subsurface

water. With the right management practices, it may be decreased. Cotton fields received extra nitrogen fertilizers totaling 50 to 60 kg N ha<sup>-1</sup> and 15–25% nitrogen inputs [24,25].

The highest plant height (143.36 cm) with the nitrogen fertilizer dose of 180 kg ha<sup>-1</sup> (20% > Recommended) was recorded, as were the highest

sympodial branches plant<sup>-1</sup> (28.09), bolls plant<sup>-1</sup> (43.36), highest seed cotton yield plant<sup>-1</sup> (116.70g), and highest seed cotton yield kg ha<sup>-1</sup> (4463.2kg), according to the results of our study. The results of our study showed that declining nitrogen rates had a negative impact on cotton growth and yield. For example, the lowest plant height (121.82 cm) was recorded with a nitrogen dose of 120 kg ha<sup>-1</sup> (20% < Recommended). Other parameters included the lowest sympodial branches plant<sup>-1</sup> (14.92), the lowest bolls plant<sup>-1</sup> (28.24), the lowest seed cotton yield plant<sup>-1</sup> (83.08g), and the lowest seed cotton yield kg ha<sup>-1</sup> (3384.6kg). The study examined how row spacing, and nitrogen rate can have a significant impact on earliness and seed cotton yield (*Gossypium hirsutum* L.). They also found that these two agrotechnical factors have a significant impact on plant height, quantity, weight, and seed production of each boll per unit area. In the end, the authors recommend that cotton be grown at the optimal temperature for the best seed production, with 75 cm row spacing, and fertilized with N 120 kg ha<sup>-1</sup>. It is shown that emergence increases with lower nitrogen usual (60 kg ha<sup>-1</sup>). Additionally, they found that applying N 180 kg ha<sup>-1</sup> produces a high yield of cotton seeds, which lacks statistical support compared to N 120 kg ha<sup>-1</sup> [26]. Cotton accumulates between 250 and 300 kg of nitrogen ha<sup>-1</sup> to reach its optimum output, and it is believed that the bolls at the top fruit sites are later generated and late developed, which causes the earliness of production to decline at fertilization with high nitrogen levels [27].

## CONCLUSION

According to the findings, cotton growth and output were positively and significantly impacted by varying nitrogen dosages. While T<sub>5</sub> = Nitrogen 180 kg ha<sup>-1</sup> (20% > Recommended) produced superior cotton growth and production, T<sub>4</sub> = Nitrogen 165 kg ha<sup>-1</sup> (10% > Recommended) produced the optimum nitrogen dosage for cotton growth and yield.

## REFERENCES

1. Bilalis, D., Patsiali, S., Karkanis, A., Konstantas, A., Makris, M., & Efthimiadou, A. (2010). Effects of cultural system (organic and conventional) on growth and fiber quality of twocotton (*Gossypium hirsutum* L.) varieties. *Renewable Agricultural Food System*, 25, 228–235.
2. Jat, R. D., Nanwal, R. K., & Pawan, K. (2014). Productivity, quality and available nutrient of Bt cotton (*Gossypium hirsutum* L.) under different spacing and nutrient levels. *Journal of cotton Research and Development*, 28(1): 70–73.
3. Malik, K., Mehta, A. K., Thakral, S. K., & Abhilash. (2019). Crop geometry and nitrogen management impacts on cotton cultivar H-1098 (i) productivity. *Indian Journal of Agricultural Sciences*, 89(11), 61-65.
4. Allanov, K., Sheraliev, K., Ulugov, C., Ahmurzayev, S., Sottorov, O., Khaitov, B., & Park, K. W. (2019). Integrated effects of mulching treatment and nitrogen fertilization on cotton performance under dryland agriculture. *Communications in Soil Science and Plant Analysis*, 50(15), 1907-1918.
5. Ducamp, F., Arriaga, F. J., Balkcom, K. S., Prior, S. A., Van Santen, E., & Mitchell, C. C. (2012). Cover crop biomass harvest influences cotton nitrogen utilization and productivity. *International Journal of Agronomy*.
6. Emara, M. A., & El-Gammaal, A. A. (2012). Effect of Plant Distribution and Nitrogen Fertilizer Levels on New Promising Hybrid Cotton (Giza 89 × Giza 86). *Journal of Agricultural Research*, 38, 54–70.
7. Anusha, S., Rao, G. P., & Kumar, D. S. R. (2017). Effect of different nitrogen doses on sucking pests and yield in Bt cotton under unprotected and protected conditions. *Journal of Entomology and Zoology Studies*, 5(2), 611-615.
8. Shah, A. N., Wu, Y., Iqbal, J., Tanveer, M., Bashir, S., Rahman, S. U., & Yang, G. (2021). Nitrogen and plant density effects on growth, yield performance of two different cotton cultivars from different origin. *Journal of King Saud University Science*, 33(6), 101512.
9. Shah, A. N., Yang, G., Tanveer, M., & Iqbal, J. (2017). Leaf gas exchange, source-sink relationship, and growth response of cotton to the interactive effects of nitrogen rate and

- planting density. *Acta Physiologiae Plantarum*, 39, 1-10.
10. Zhang, H., Wu, G., Huo, Z., Xu, K., Gao, H., Wei, H., & Huang, Y. (2011). Precise postponing nitrogen application and its mechanism in rice. *Acta Agronomica Sinica*, 37(10), 1837-1851.
11. Klikocka, H., Cybulska, M., Barczak, B., Narolski, B., Szostak, B., Kobińska, A., & Wójcik, E. (2016). The effect of sulphur and nitrogen fertilization on grain yield and technological quality of spring wheat. *Plant Soil Environment*, 62, 230-236.
12. Muharam, F. M., Bronson, K. F., Maas, S. J., & Ritchie, G. L. (2014). Interrelationships of cotton plant height, canopy width, ground cover and plant nitrogen status indicators. *Field Crops Research*, 169, 58-69.
13. Asif, I., Dong, Q., Wang, Z., Wang, X. R., Gui, H. P., Zhang, H. H., et al. (2020). Growth and nitrogen metabolism are associated with nitrogen-use efficiency in cotton genotypes. *Plant Physiology and Biochemistry*, 149, 61-74.
14. Min, W., Guo, H., Zhou, G., Zhang, W., Ma, L., Ye, J., & Hou, Z. (2014). Root distribution and growth of cotton as affected by drip irrigation with saline water. *Field Crops Research*, 169, 1-10.
15. Gospodinova, G., & Panayotova, G. (2019). Strategies for nitrogen fertilization of cotton (*Gossypium hirsutum* L.). A review. *Bulgarian Journal of Agricultural Science*, 25 (Suppl. 3): 59-67.
16. Abdurakhmonov, I.Y. (2018). Cotton Research Highlights. *International Intech Open Journals*.
17. Dong, H., Li, W., Eneji, A. E., & Zhang, D. (2012). Nitrogen rate and plant density effects on yield and late-season leaf senescence of cotton raised on a saline field. *Field Crop Research*, 126: 137-144.
18. Saranga, Y., Menz, M., Jiang, C. X., Wright, R. J., Yakir, D., & Paterson, A. H. (2001). Genomic dissection of genotype× environment interactions conferring adaptation of cotton to arid conditions. *Genome Research*, 11(12), 1988-1995.
19. Khan, A., Najeeb, U., Wang, L., Tan, D. K. Y., Yang, G., Munsif, F., & Hafeez, A. (2017). Planting density and sowing date strongly influence growth and lint yield of cotton crops. *Field Crop Research*, 209:129-135.
20. Macdonald, B. C. T., Chang, Y. F., Nadelko, A., Tuomi, S., & Glover, M. (2017). Tracking fertilizer and soil nitrogen irrigated cotton: uptake, losses and the soil N stock. *Soil Research*, 55(3):264-272.
21. Chen, W. P., Hou, Z. N., Wu, L. S., Liang, Y. C., & Wei, C. Z. (2010). Effect of salinity and nitrogen on cotton growth in arid environment. *Plant and Soil*, 326(1-2):61-73.
22. Paslawar, A. N., Deotalu, A. S., Deshmukh, S. B., & Bhongle, S.A. (2014). Productivity of arboretum cotton hybrids and quality as influenced by plant spacing and fertilizer management. *Periodic Research*, 3(1): 14- 16.
23. Sattar, M., Safdar, M. E., Iqbal, N., Hussain, S., Waqar, M., Ali, M. A., & Javed, M. A. (2017). Timing of nitrogen fertilizer application influences on seed cotton yield. *International Journal of Advanced Science and Research*, 2(1), 6-9.
24. Constable, G. A., & Bange, M. P. (2015). The yield potential of cotton (*Gossypium hirsutum* L.). *Field Crops Research*, 182:98-106.
25. Rochester, I., Ceeney, S., Maas, S., Gordon, R., Hanna, L., & Hill, J. (2009). Monitoring nitrogen use efficiency in cotton crops. *Australian Cotton grower*, 30, 42-43.
26. Munir, M., Tahir, M., Saleem, M., & Yaseen, M. (2015). Growth, yield and earliness response of cotton to row spacing and nitrogen management. *The Journal of Animal & Plant Sciences*, 25(3), 729-738.
27. Raphael, J. P., Echer, F., & Rosolem, C. (2019). Shading and nitrogen effects on cotton earliness assessed by boll yield distribution. *Crop Science*, 59(2), 697-707.